






STROBE LARGE BEACON 230VAC

	PART.NO.	PROGRAMMABLE FLASH PATTERN	COLOUR	CURRENT DRAW @ 230V	OPERATING VOLTAGE	JOULES	FLASHTUBE	DIMENSIONS
	S3230AB	Single Double Triple	Amber	0.2 Amps	230 VAC	6.1 J/s (6.1 W/s) 8.8 J/s (8.8 W/s) 11.5 J/s (9.6 W/s)	3110FT	127mm (H) 161mm (D)
	S3230BB	Single Double Triple	Blue	0.2 Amps	230 VAC	6.1 J/s (6.1 W/s) 8.8 J/s (8.8 W/s) 11.5 J/s (9.6 W/s)	3110FT	127mm (H) 161mm (D)
	S3230CB	Single Double Triple	Clear	0.2 Amps	230 VAC	6.1 J/s (6.1 W/s) 8.8 J/s (8.8 W/s) 11.5 J/s (9.6 W/s)	3110FT	127mm (H) 161mm (D)
	S3230GB	Single Double Triple	Green	0.2 Amps	230 VAC	6.1 J/s (6.1 W/s) 8.8 J/s (8.8 W/s) 11.5 J/s (9.6 W/s)	3110FT	127mm (H) 161mm (D)
	S3230RB	Single Double Triple	Red	0.2 Amps	230 VAC	6.1 J/s (6.1 W/s) 8.8 J/s (8.8 W/s) 11.5 J/s (9.6 W/s)	3110FT	127mm (H) 161mm (D)

- Selectable flash patterns.
- PC Board is epoxy potted to extend the lifespan of the beacon.
- To ensure that moisture does not affect the operation of the beacon, always check that the O-ring is in the correct position.
- IP65 Rated.

3000 SERIES REPLACEMENT PARTS



POLE MOUNT	AMBER LENS	BLUE LENS	CLEAR LENS	GREEN LENS	RED LENS
3000PM	3000AL	3000BL	3000CL	3000GL	3000RL

TECHNICAL DRAWING

